

RENDER  
UNTO CAESAR  
THAT WHICH IS  
CAESAR'S

# PIECE NOW



PEACE LATER

*an anarchist introduction to firearms*



# PIECE NOW



## PEACE LATER

*an anarchist introduction to firearms*

# FURTHER READING AND RE- SOURCES

*THE BONNOT GANG* by *Richard Perry*

*ASSATA* by *Assata Shakur*

*NEGROES WITH GUNS* by *Robert F. Williams*

*(JANE'S) GUNS RECOGNITION GUIDE*

by *Ian Hogg and Terry Gander*

*PACIFISM AS PATHOLOGY* by *Ward Churchill*

*POLITICIANS LOVE GUN CONTROL* by *Sweet Tea*

*DESIRE ARMED!* distributed by *Kansas Mutual Aid*

*I, PHOOLAN DEVI* by *Phoolan Devi*

*LESSONS OF THE SPANISH REVOLUTION*


by *Vernon Richards*

*DIXIE CLASSIC GUN SHOWS* (in NC only)

[www.dixiegunandknifeshow.com](http://www.dixiegunandknifeshow.com)

[www.gunbroker.com](http://www.gunbroker.com) (it's like e-bay for guns!!)

*THE PINK PISTOLS* (GLBT organization that organizes shooting trainings for queer folks all over the country) [www.pinkpistols.org](http://www.pinkpistols.org)



ual County Sheriffs. Some Sheriffs do little more than collect the fees and hand out permits to the "law-abiding," because more than that is not necessary. Others implement ridiculous, intrusive requirements that either discriminate on a wholesale basis or are selectively applied so that discrimination can be more personalized. Durham and Orange Counties are generally recognized as having the most intrusive procedures of any NC county for acquiring a handgun.

# Table of Contents

- 4. INTRODUCTION
- 11. GUN TERMINOLOGY AND ANATOMY
- 12. TYPES OF GUNS
- 13. ON AMMUNITION
- 22. "WE ARE DETERMINED NOT TO PAY THE TAX."
- 25. GUN SAFETY
- 27. AN INTRODUCTION TO MILITARY-STYLE RIFLES
- 32. FIELDSTRIPPING THE AK
- 34. CLEANING YOUR WEAPON
- 35. "NONVIOLENCE EMBOLDENS THE RACISTS."
- 38. SHOOTING TECHNIQUES
- 41. TRAINING TIPS AND TRICKS
- 43. GUN LAWS, FEDERAL AND STATE
- 48. "FORBIDDEN TO OWN OR BEAR FIREARMS..."
- 51. FURTHER READING AND RESOURCES

# WHY AN ANARCHIST INTRODUCTION TO FIREARMS?

IT MIGHT SEEM AN UNUSUAL TIME for a group of anarchists to create a how-to manual on firearms. While anarchists have become increasingly present in a wide range of struggles and achieved drastically more visibility in the last ten years relative to previous decades, our "movement" is currently in a stage of rebuilding and reevaluation of priorities. The transition (in the United States) from a largely successful, horizontally organized movement against capitalist neoliberalism to the failing, mostly hierarchically oriented anti-war movement has created a need for a shift in focus that has eluded us. There are many more of us now than there were immediately post-Seattle,

In many areas Black people formed their own "Union League" militias to defend their communities. In places like the South Carolina back-country, where Black people were a numerical majority, the Black militias kept White terrorists at bay for long periods and were able to secure a relative degree of community autonomy. Nevertheless, White militias and Klansmen were forcibly disarming Black freedmen in most of the South. Despite the 14th Amendment, Supreme Court cases were repeatedly giving the green light to the South to continue its disarmament of the Black population. As Reconstruction ended, the Jim Crow era of White racism was imposed upon communities that had been effectively disarmed and deconstructed by a White Northern government which hypocritically claimed to have "emancipated" Black people. The freedmen were made defenseless against this new phase of genocide. Any attempt to understand the failures of Reconstruction, the systematic dismantling of Black communities, and the striving for Black autonomy and self-determination in the face of Southern and Northern White interference has to be looked at in the context of this disarmament.

In the Jim Crow period of the early 20th century some Southern states attempted to show deference to the 14th Amendment while in practice keeping Black folks totally disarmed. The most common legal method for this was pistol purchase permit laws. North Carolina's Pistol Purchase Permit law was passed in 1919, and is a classic piece of Jim Crow legislation. Racist members of the State Legislature in Raleigh (and the KKK that was headquartered a couple blocks away) knew they could not overtly prevent minorities from purchasing handguns for protection. Instead, they passed a law which allowed local Sheriffs to discriminate with impunity at the local level who could and could not own handguns. Black people were thereby disarmed in much the same way they were disenfranchised.

Even today, the Pistol Purchase Permit law is implemented in an arbitrary and capricious fashion by 100 individ-

# “Forbidden TO OWN OR BEAR FIREARMS...”

AFTER THE END OF THE CIVIL WAR and the passing of the 14th Amendment, Black people in the South should have legally gained the right to bear arms. Not surprisingly, this right came under immediate and drastic assault. The Special Report of the Anti-Slavery Conference of 1867 stated that in most areas freedmen were “forbidden to own or bear firearms and thus rendered defenseless against assaults” by Whites. Mississippi’s Black Codes made it outright illegal for freedmen to own weapons, and stated that if a White person informed the government of a freedmen’s arms, they were entitled to receive the forfeited weapons. A letter printed in an 1866 edition of Harper’s Weekly said that “[t]he militia of this county have seized every gun found in the hands of so-called freedmen...”

but there is not a publicly visible engagement which focuses our energies and magnifies the relevance of anarchist perspectives.

Our response to this has largely been to shrink back from the public visibility of big mobilizations, street fighting, and large-scale direct actions and into the local projects that we already know how to assemble: eco-defense campaigns, prisoner support, pirate radio, food not bombs, neighborhood and workplace organizing, sexual assault prevention and education work, infoshops, animal liberation campaigns, etc. These kinds of things are important. Without projects and campaigns like these our black blocs and street actions would remain a spectacle for most people, an idea they could “interact” with through the television but not encounter in their hometown. Nevertheless, this current milieu of small-scale projects represents a plateau. They represent the current level, in terms of both size and risk, of anarchist activity that we are either willing or able to assemble.

So this raises the question, why now of all times publish a beginners’ manual on firearms? From the vantage point of our current plateau, it hardly feels like the time to start robbing banks, liberating prisoners, or attacking police stations. Few anarchist communities are so rooted in their neighborhoods that community self-defense programs make much sense, and copwatch programs probably aren’t ready to arm themselves any time soon either.

The reason for beginning to share firearms skills now is that the ability to conduct successful armed actions, even on a small-scale, does not emerge overnight. While our experience with affinity groups and spokescouncil organizing could (and has been) undoubtedly be used for the purpose of armed struggle, the ability to safely and effectively use a gun, in concert with others, takes time to learn. In the same way that anarchists needed to know carpentry and roofing and cooking skills *long before* they participated in radical relief efforts in New Orleans, so too will we need firearms training years in advance

of the need or ability to use that training.

In addition to learning skills in advance, it is also true that the United States is unique in that in most states civilians are able to legally own (non-automatic) military-style weapons with no registration. The authors of this zine feel that the "crazy wingnuts" at gun shows are being very reasonable when they hypothesize that this "right" will fade away long before any apocalyptic, capital-R revolutionary situation. So, even if the vast majority of anarchists in this country have no intention of using guns in the immediate future, or even training with them, it still makes sense for us to own them. This is partly because of how gun control legislation in the US tends to operate, where new purchases of certain kinds of guns might be regulated or prohibited altogether, but weapons manufactured and/or purchased before a certain year remain legal and unregistered. This can depend on the state one lives in, but it is a safe bet that politicians aren't about to try to confiscate the 120 million small arms floating around the trailers, apartments, housing projects, suburban homes, and collective houses of middle America. Despite all the stories we hear of the rock-throwing, Molotov-hurling, anarchist maniacs from overseas, few of the revolutionaries in those countries have reliable access to weapons that would actually allow them to challenge or at least defend themselves from the might of the State. We feel that it would be foolish for anarchists in the US not to take advantage of our unusual situation before anti-capitalist, anti-Statist ideas become such a threat that gun ownership gets criminalized altogether.

There are a few disclaimers that should be made in the introduction to this zine. First and foremost, this zine was not designed to be a place for discussion about violence and Nonviolence. This is partly practical: there is no way we could present an adequate introduction to firearms basics and also make room for the endless discussion that surrounds the topic of violence. This not to say that discussion around when different kinds of violence are or are not appropriate is not

the backseat. The best place is in the trunk or a locked box as far away from the passenger compartment as possible. If you are stopped by a police officer, put your hands on the steering wheel, immediately tell the officer that you are carrying a gun and its location in the vehicle, and that you have a concealed carry permit (if applicable).

## RESOURCES

### NC FIREARMS LAWS

NC Department of Justice, Law Enforcement Liaison Section  
(919) 716-6725

### FEDERAL FIREARMS LAWS

US Department of Justice, Bureau of Alcohol, Firearms, Tobacco, and Explosives

Charlotte, NC (740) 716-1800

Raleigh, NC (919) 856-4366

### A NOTE ON REGISTRATION

*Neither handguns nor long guns (shotguns and rifles) must be "registered" by state law in North Carolina. In other words, despite needing a pistol purchase permit to buy a handgun, and a background check for any kind of gun, purchased firearms are not registered in some giant state-run database. Background checks can be very quick and easy; one of the authors bought his AK at a gun show where he passed the background check and was out with gun in hand within the hour. However, there may be local requirements to register your gun, such as in Durham County.*

To possess a concealed handgun in North Carolina, you must:

Carry your permit and a valid form of identification with you at all times.

Disclose the fact that you have a valid concealed handgun permit when you are approached or addressed by any law enforcement officer in North Carolina

Inform the officer that you are in possession of a concealed handgun.

Present both the permit and valid identification at the request of an officer

*NOTE: You should not attempt to display either your weapon or your permit unless directed to by an officer.*

#### RECIPROCITY

If you have a concealed carry permit issued by another state, it is valid in North Carolina if that state has a concealed carry permit agreement with North Carolina. Likewise, if you have a North Carolina concealed carry permit, it will be valid in those states. 30 states currently have reciprocity with North Carolina. Note that specific laws regarding where and how you may carry a concealed handgun vary from state to state, and it is your responsibility to research those laws before bringing your handgun to another state.

#### TRANSPORTING FIREARMS

If you don't have a concealed carry permit, you should be sure that your gun is not in a place where it would be considered concealed and readily available while transporting it. It is illegal to conceal any firearm, including long guns. Don't carry your gun under the seat, in the glove compartment, or in a bag in

important, though we are pleased to note that few anarchists in the US remain chained to the moralism, religiosity, and dogma of Nonviolence codes. The role of militant resistance (and its consequences) has historically fallen on the shoulders of those outside "the belly of the beast," while those of us inside the US maintain "solidarity" with the Global South but invent Nonviolence codes to protect ourselves. Whether or not guns play an immediate role, the authors of this publication feel that this needs to change.

It needs to be said that this zine is in no way an attempt to pull people away from community and direct action organizing to become full-time soldiers-in-training. Assata Shakur once wrote quite eloquently that if ever the decision has to be made between the armed struggle and "social programs," a revolutionary movement should always choose the latter. The free grocery programs, sexual assault prevention, social centers, and neighborhood organizations we participate in are a microcosm of the world(s) we want to live in; the armed combat that will have to happen to make those worlds a reality is not. A small movement which understands itself but is incapable of self-defense is a seed that can grow, but a movement that can defend itself but possesses no self-understanding is a hollow shell. Rather than calling for people to abandon their current projects, we hope this publication encourages basic skills and training which can continue along with folks' current endeavors.

Another disclaimer needs to be made about us, the authors. While we have been learning to use a variety of firearms for several years, none of us have extensive military or militia-type training. We have also had little to no access to the weapons commonly encountered in the US police and military, partly because the civilian versions of these weapons (such as the AR-15 and its variants) are much more expensive, and because non-civilian versions of these weapons are often automatic and therefore illegal and difficult to obtain. We do have experience with a wide variety of guns that are used for

combat, such as the Glock 17 handgun, the Remington 700 sniper rifle, the AK-47 assault rifle, the Ruger Mini-14, various shotguns, and an assortment of other commonly encountered firearms.

We feel it is also important to make note of the gender dynamics and patriarchy inherent to gun culture and combat in the US. We do not hold the illusion that by revolutionaries and feminists owning guns, gun ownership itself becomes "revolutionary" or "feminist." Most of the gun-owning anarchists we know are men, and it is readily apparent that it will take a tremendous amount of work, on both men and women's part, to make basic firearms skills accessible beyond the anarchist milieu. Though this zine is primarily an introductory primer on guns themselves, we feel that discussion of these dynamics and efforts to remedy them is extremely important, and hope that by putting this publication out there we can at least spark more discussion on this topic. If anyone in anarchist circles needs to own guns, it is the most marginalized among us who face violence on a daily basis.

If this zine can accomplish nothing else, we hope that it will serve to demystify and de-romanticize firearms. Guns are objects, made of metal and wood and plastic, that are imbued with a variety of meanings depending on the culture one comes from. Gun culture is primarily the domain of men, and guns themselves are the product of thousands of years of civilization, patriarchy, and most recently industrial capitalism. This can on the one hand result in radicals romanticizing guns, like we're flirting with the devil, and on the other hand can mean a total mystification of something "foreign" and "dangerous." We anarchists have a tendency towards the idealistic and purist, often meaning an initial policy of avoidance or escapism (rather than engagement) when it comes to difficult topics like gun ownership. We hope that this publication can undermine that tendency and help people to understand guns in the same way that we understand many other objects like cell phones or cars: that these are tools produced

#### CONCEALED HANDGUN PERMIT

Permits to carry concealed handguns are issued by the county sheriff, are valid anywhere in North Carolina for 5 years (unless revoked), and cost \$80. People convicted of certain crimes, including misdemeanor assault, are ineligible for the permit. "Concealing" a weapon means having a weapon hidden anywhere within one's convenient control and easy reach, not just on one's person. Whether the weapon is loaded or not is irrelevant.

#### *In North Carolina, concealed handguns may not be carried:*

- In law enforcement or correctional facilities such as a prison;
- In financial institutions such as a bank;
- In any space occupied by state or federal employees, including state and federal courthouses;
- In schools or on school grounds;
- In areas of assemblies, parades, funerals or demonstrations;
- In any place where alcoholic beverages are sold and consumed (such as some restaurants);
- In any area where concealed handguns are prohibited by federal law;
- In any place of business that has posted a sign banning concealed weapons on its premises;
- By any person while consuming alcohol or while under the influence of alcohol or any controlled substances (unless obtained legally and taken as directed by a physician).



(cont) Persons convicted of a crime punishable by imprisonment for a term exceeding 1 year (this excludes most misdemeanors in North Carolina)  
Fugitives from justice  
Drug users or addicts  
People adjudicated mentally defective or who have been committed to a mental institution  
Dishonorable discharges from the U.S. armed forces  
Persons in the U.S. illegally  
Persons who have renounced their U.S. citizenship  
Persons convicted of a domestic violence misdemeanor involving physical force or threatened use of a deadly weapon.

*NOTE: North Carolina purchasing restrictions generally follow federal purchasing restrictions.*

## North Carolina Restrictions

### AGE

You must be 21 to purchase a handgun and 18 to purchase a long gun. Persons under 18 may not possess or carry a handgun in North Carolina except under certain conditions.

### PERMITS

To give, sell, or otherwise transfer a handgun in North Carolina, the purchaser or receiver must have either a pistol purchase permit or a concealed carry permit. This is true even for transfers between private parties. No permit is required for a long gun.

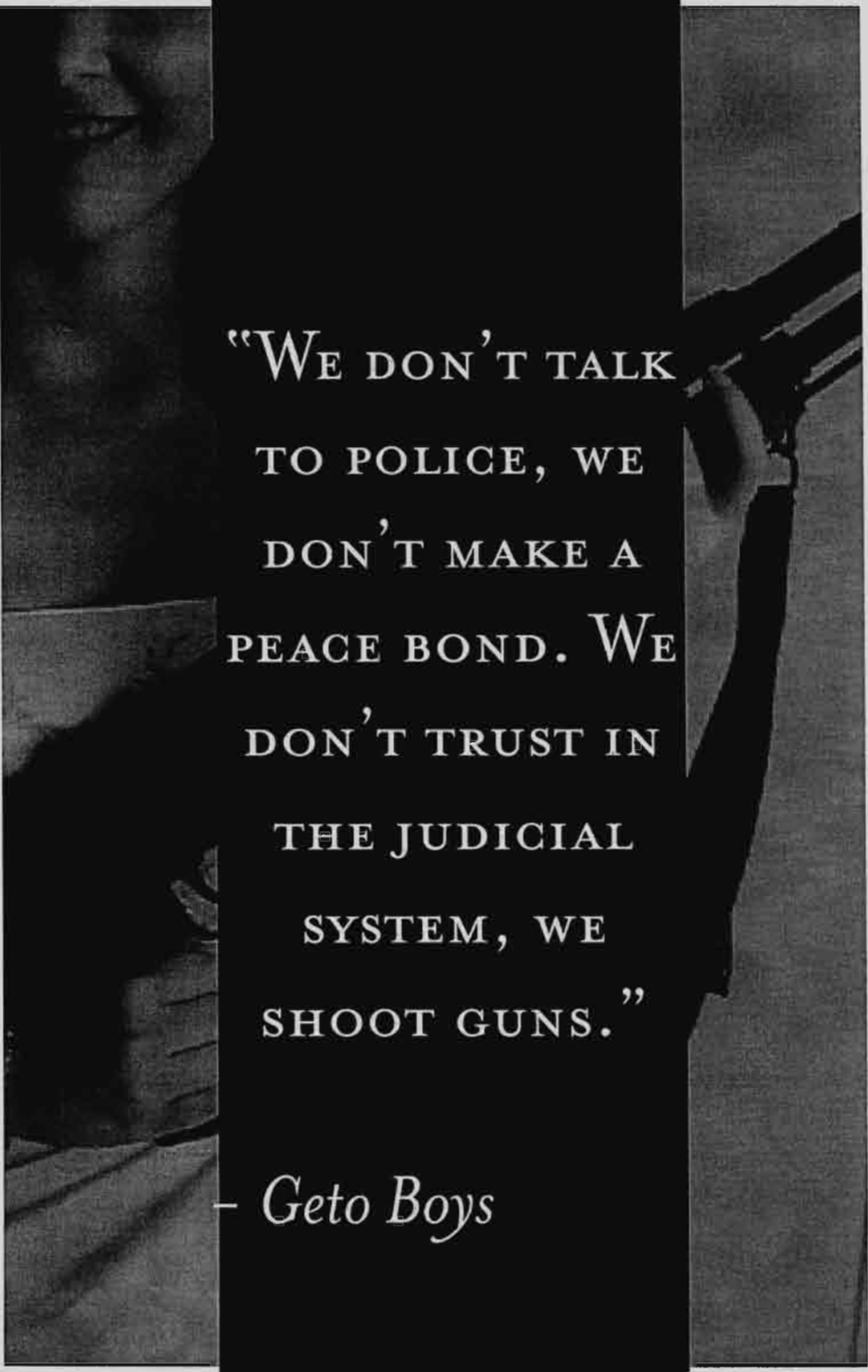
### PISTOL PURCHASE PERMIT

The pistol purchase permit is issued by the sheriff in the county where the purchaser resides and costs \$5. Each permit is valid for the purchase of one handgun. There is no limit on the number of handguns that can be purchased, but counties will often limit the number of permits issued in one year to 5.

by our enemies that we can, while conscious of their source, use critically and creatively to get us closer to the societies we want to live in.

Towards that end, we have broken this zine up into several different parts. We have included a glossary of terms, gun and bullet anatomy, and a section on different broad categories of guns, which we hope will provide the reader with some basic firearms terminology. There is also a section on assault rifles and specifically the AK-47, because that weapon is so affordable, reliable, available, and easy to use. We have additionally included some basic advice on gun safety, shooting techniques, where to buy guns, and how and where to train. Also present are several radical history pieces and relevant laws on gun ownership and purchasing in North Carolina. We made the history and legal sections specific to our home of North Carolina partly because gun laws can differ tremendously by State, and partly with the hope that others would become inspired to make similar publications relevant to their own areas.

*written and published by the North Carolina Piece Corps*



“WE DON’T TALK  
TO POLICE, WE  
DON’T MAKE A  
PEACE BOND. WE  
DON’T TRUST IN  
THE JUDICIAL  
SYSTEM, WE  
SHOOT GUNS.”

— *Geto Boys*

# GUN LAWS, FEDERAL AND STATE

## North Carolina Firearms Laws

This information is meant to serve as a general introduction to firearms laws in North Carolina. It is not legal advice, and is current only through December 2007. Much of this information is drawn from the North Carolina Firearms Laws guide published by the North Carolina Department of Justice. It is available online at [HTTP://WWW.JUS.STATE.NC.US/NCJA/NCFIRE-ARMSLAWS.PDF](http://www.jus.state.nc.us/NCJA/NCFIRE-ARMSLAWS.PDF).

## Purchasing Firearms and Federal Restrictions

Before selling a firearm, federally licensed firearms dealers must submit an inquiry to the National Instant Criminal Background Check System (NICS), operated by the FBI. The NICS will run a background check on the prospective purchaser to determine eligibility. Certain exceptions to the NICS requirement are recognized, including having a valid North Carolina pistol purchase permit.

## The following people are ineligible to purchase a firearm under federal law:

Persons under indictment or information in any court for a crime punishable by imprisonment for a term exceeding 1 year (cont. on next page)

mon round like 7.62 or .223 makes this easier. Buying ammunition in bulk can save money, meaning more training for your buck.

Find a reliable place to shoot. There are at least two ways to approach this. If you have access to private land that is a safe distance from other houses, that's the way to go. Shooting on private land is more relaxed, and free. Make sure its cool with any neighbors, and scout the land extensively to make sure you're not accidentally firing your rifle over the head of some 8-year old on a trampoline. If private land isn't a possibility, we suggest checking out public gun ranges in your area. They usually charge a fee of some sort by the hour, but provide you with targets, safety courses, and sometimes gun rentals. Avoid at all costs buying ammunition from these places, as it is usually double the price. Some state parks also have gun ranges with yearly memberships being very cheap. It's important to note that half the people at gun ranges are probably military, cops, or ex-cops, so dress down a little bit if necessary and be prepared for some shitty interactions. If you can stand the company, gun ranges can be great places to learn all sorts of useful advice.

Speaking of useful advice, go to gun shows! This can't be said enough. Once again, if you can stand being surrounded by outspoken, often racist white dudes for a couple hours, gun shows are an incredible source of knowledge and information (not to mention great deals). Most folks at these shows love to hear themselves talk, and will generally answer any questions you may have. These can also be good places to find tactical training manuals and pamphlets on DIY home defense. If you really want to be proactive, you could follow in the footsteps of some Kansas anarchists who've started to tabling at gun shows themselves, and have successfully confronted the racist Minutemen there on multiple occasions. Go team!

# GUN TERMINOLOGY & ANATOMY



# TYPES OF GUNS

# TRAINING TIPS AND TRICKS

ENTIRE BOOKS have been written just for this section, but to help you get started, we thought it would be worthwhile to provide a few tips from things we've learned. First, if you're thinking of learning to shoot, find a mentor. Gun culture in the US can be really scary and awful, so it helps to learn from someone you already know and trust. Hopefully, as more of us learn these skills this will just get easier. Eventually, it's a good idea to have not just one shooting buddy but a whole crew, so that you can practice moving quickly and safely as a group, running drills, etc.

Start simple: it's much less intimidating learning to shoot with a low-caliber gun with less recoil. .22 caliber pistols and rifles are good for this purpose, and Glocks and AK's are very easy to understand guns as well. .22 ammo is also extremely cheap.


Always wear ear and eye protection during target practice, and wash your hands after shooting. Lead from gun powder residue left on your hands and face can make you sick.

Share ammunition! Try to coordinate what kind of guns you and your comrades own, at least to the extent that you can share ammunition. Owning a gun that fires a com-

can again pull the trigger to fire another shot. Learning where that "click" is thus allows one a higher rate of fire.

Breathing also plays an important role in how well you shoot. It can be tempting to hold your breath when about to fire a shot, but it's a bad idea. Deprived of oxygen for any length of time, the brain begins to channel your attention to its needs, and away from your sight picture. Gentle rhythmic breathing up to the point of the shot being fired is desirable. As you are exhaling, stop midway, gain your sight picture, squeeze off the shot, and resume breathing.

After you fire the shot, the muzzle of the gun will kick up. It's important to practice regaining the sight picture after this happens by bringing your firearm back in line with the target. Once learned, this will become an automatic reflex that improves your ability to shoot accurately and quickly.



## RIFLES

Broadly defined, rifles are firearms designed to be fired from the shoulder, with a barrel that has a pattern of grooves (rifling) cut into the barrel walls. The rifling serves the purpose of causing the bullet to spin which increases the accuracy of the shot. There are a couple main categories that rifles are broken up into which we will discuss here. They are: hunting rifles, military/assault rifles, and submachine guns.



Hunting rifles are designed and used for exactly what the name says, hunting. Typically they hold no more than 3-5 rounds in magazines and they are most

their commonly bolt-action but some semi-auto hunting rifles can be found. They can be had in just about any rifle caliber that exists and they are typically longer barreled and heavier being geared toward accuracy rather than high rate of fire. There is some overlap that exists between hunting rifles and military type sniper rifles, such as the Remington 700 which is both a popular bolt-action hunting rifle and also widely used by the police and military in the U.S.

Military/assault rifles can be broadly broken down into the categories of 'battle' rifles and assault rifles. The most common distinction between a battle rifle and an assault




rifle is that a battle rifle fires a full-power cartridge such as .30-06, for the M1 Garand, or 7.62x51mm NATO, for the M14 and H&K G3, and may be bolt-action, semi-automatic, burst fire, or full automatic with many capable of selective fire. Assault rifles typically fire smaller, "intermediate" rounds such as 5.56x45mm, for the M16 family or 7.62x39mm, for the AK47. The battle rifle's range and accuracy make it well-suited for engaging targets at long distances, while its length and weight make it cumbersome in close quarters. An assault rifle is smaller, lighter and more suitable for close quarters and ammunition is typically supplied from a large capacity, detachable box magazine. True assault rifles have selective fire capability. There are many misconceptions regarding what factors place a rifle in this category, most of these misconceptions stemming from the now defunct 1994 Federal Assault Weapons Ban. The most commonly used military rifles all have civilian, commercially available counterparts that are limited to semi-automatic fire. For example, the M-16's civilian counterpart is the AR-15, the AK-47's is the WASR-10 and the M-14's is the M1A. All of these civilian versions are commonly sold at gun shows and gun shops across the U.S. with only some legal hurdles in certain states and cities.

## SUBMACHINE GUNS

A submachine gun (SMG) is a firearm that combines the automatic fire of a machine gun with the cartridge of a pistol, and is usually between the two in weight and size. They are typically used in urban and close quarter situations where high rate of fire is preferable over accuracy and where rifle cartridges would be overly powerful. These are commonly used by police SWAT teams and military commando type groups. As SMG's are predominantly automatic weapons they are heavily regulated and generally not accessible to the public at large, with the exception of a few civilian models that are

rectly atop the front post much like a cat on a fence. When using open sights, concentrate your focus on the front sight, not on the target or the rear sight. The eye can only hold sharp focus on one thing. Make it the front sight. I'm currently learning how to shoot with both eyes open. This gives better depth perception, makes it easier for me to keep my eyes open to see where my shots are hitting, and helps to regain the sight picture after a shot is fired. This also compensates for my left (dominant) eye being shitty.

Proper trigger control is also very important. For rifle and pistol shooting, the trigger must be squeezed slowly and steadily. As the sight picture takes shape, increase pressure on the trigger in a motion drawing the finger and trigger straight to the rear. The instant the trigger disengages the sear and the shot is fired should come as a surprise, because your concentration is focused on the sight picture. For semi-automatic



weapons, a technique called "catching the link" can be useful. After a shot is fired, a trigger usually does not have to be completely released to reengage the sear (as you slowly let the trigger release, you will hear a click). After that click, one


# SHOOTING TECHNIQUES

SIGHT ALIGNMENT IS EXACTLY THAT. The front and rear sight must be aligned together and with the target. Typical open sights are found in the following styles: Front Post and Rear Open, Front Post and Rear Aperture, and Front and Rear Aperture. The Front Post/Rear Open configuration is probably the most common and familiar to the beginning shooter.

Proper alignment places the front sight exactly in the center of the rear sight's opening (see picture). The top of the front sight should be exactly level with the top of the rear sight. The same principle applies to other variations. With the Front Post/Rear Aperture, the front post must appear in the absolute center of the circular aperture of the rear sight. Equal amounts of "daylight" should be seen to either side of the front sight.

Traditional sighting instruction recommends a sight picture that has front and rear sights aligned and the target sitting di-

strictly semi-automatic. The Uzi and the H&K MP-5 are both examples of submachine guns.



## SHOTGUNS

Shotguns are smooth-bored firearms that typically fire a number of small pellets (shot) and that are usually designed to be fired from the shoulder. Shotguns are generally only effective at closer ranges due to the rapid loss of velocity and the spread of the shot after it leaves the gun. Several types of shotguns are break action (single shot & double barreled), pump action, semi-auto, and automatic shotguns.



Break-action shotguns are typically used for hunting applications and are characterized by the reloading mechanism where they appear to 'break' when the action of the gun is opened to be reloaded. Single shot and double barrel shotguns typically fall into this category.

Pump-action shotguns, while also used for hunting, are also widely used for home defense, police and military purposes. Shotguns in this category can typically hold anywhere from 3 to 8 shells in the magazine tube underneath the barrel and are loaded after a shot is fired by sliding the pump

backward to eject the spent shell and then forward again to load a new one. These can have a variety of barrel lengths and all can fire a wide variety of shot shells depending on their specific use. These types of shotguns are typically incredibly simple in design, inexpensive, and at close ranges are much more powerful and effective than either a handgun or a rifle. Two common examples of pump-action shotguns would be the Remington 870 and the Mossberg 500.

Semi-automatic and automatic shotguns appear similar in design to pump-action shotguns but function in the same manner as semi-auto or automatic rifles with the force of the fired round used to cycle the action to load the next shell. Semi-auto shotguns are typically more expensive than pump-actions but are faster firing. There are also some shotguns that can be switched between pump-action and semi-auto such as the Benelli M3. Automatic shotguns fall under the same heavy restrictions that govern ownership of automatic rifles and thus are not easily available or accessible. Some examples of semi-auto shotguns are the Remington 1100 and the Benelli M1.

## HANDGUNS

Handguns are small firearms designed to be held in the hand when used. In this section we will cover the two most prevalent types of handguns: revolvers and semi-automatic pistols.

A revolver is a repeating firearm with a revolving cylinder that rotates with each cock of the hammer, moving the next unfired cartridge into position to then be fired. Most revolvers hold either five or six rounds at a time but depending on the size of the gun and the caliber, some can hold up to ten rounds. Revolvers run the gamut in terms of size and

terror that was visited upon integrationists when White, pacifist Freedom Riders came to Monroe to picket later that year. As the week went on, Monroe's jail was filling up with white and black youth, slowly bleeding to death from the beatings they had received on the outside from white people emboldened by the Freedom Riders' nonviolence oath.

At first the victims were all Freedom Riders and the local non-violent students, but by the last day of the picket Black folks were being attacked indiscriminately as the mob fanned out all over Monroe. Black people from throughout town began calling the NAACP house that afternoon to join armed groups to defend their community. Ultimately, it was only the combination of this armed threat and the "kidnapping" of a White couple (who had been driving through a black neighborhood with a banner reading "Open Season on Coons") that prevented a complete pogrom of Monroe's Black community.

Nonetheless, Williams was forced to leave North Carolina by State Troopers and the threat of the National Guard, and fled to Cuba. There he continued agitating for several years via a popular radio program called Radio Free Dixie. His book *NEGROES WITH GUNS*, which documents the struggle in Monroe and advocates armed self-defense in the cause of civil rights, was highly influential on the Black Panther Party and the black power movement in general. For many, the NAACP chapter in Monroe proved to folks throughout the US that there would be no freedom or equality for Black people in America without armed self-defense.



This was the same chief of police that had placed two police cars in a Klan motorcade that attacked the Black community of Monroe in 1957.


Fortunately, the Monroe chapter of the NAACP had been started by a militant WWII veteran named Richard Williams, and was composed largely of other working-class veterans "who didn't scare easily." That chapter quickly gained a reputation for being the most militant NAACP group in the country, and repeatedly emphasized the need for Black folks to learn how to defend themselves. This is what allowed chapter members to repel an armed attack by the Klan in 1957, and ultimately resulted in city officials banning the Klan from Monroe entirely. While this created tension within the largely middle-class and pacifistic NAACP, it was a crucial element in early civil rights victories won by the chapter as well as in the conflict over the public swimming pool.

The 1961 picket line at the pool did not stop after being fired upon. One Sunday, while on his way to the picket, Williams' car was rammed into a ditch by another car. When the White driver emerged from his car carrying a baseball bat, Williams calmly pointed an Army .45 in his face. The man with the bat backed off immediately. At this point a huge White mob of thousands had gathered around the cars, and had begun shouting, "We're not going to swim with niggers! Kill the niggers! Pour gasoline on the niggers! Burn the niggers!" Williams disarmed one of the policemen present, and another Black student who was part of the picket used a pistol to prevent other police from drawing their weapons.

Eventually the State police arrived and agreed to clear the highway and escort the picketers safely from the area. Williams writes about this incident, "As a result of our stand and our willingness to fight, the state of North Carolina had enforced law and order. Just two state troopers did the job and no one got hurt in a situation where normally a lot of Negro blood would have flowed."


Williams compares this conflict with the week of

caliber, ranging all the way from the tiny .17 HMR round to the giant .500 S&W Magnum. There are a couple basic types of revolvers in regards to the operation of the firing mechanism. The two main types are referred to as single action and double action. With single action revolvers, the shooter must cock back the hammer before every shot. Simply pulling the trigger is not sufficient to fire the gun. One of the most famous single action revolvers is the Colt Single Action Army, designed in 1873 and fires the .45 Colt cartridge. Most modern revolvers are double action, meaning that the shooter has the option of manually cocking the hammer back before firing in order to make for a lighter trigger pull or the shooter may simply the trigger straight away which cocks the hammer back itself and then releases the hammer to fire at the end of the stroke. Some common types of double action revolvers are the Smith & Wesson Model 36 chambered in .38 Special and the Ruger GP-101 which fires both the .357 Magnum and the .38 Special. There are several advantages that revolvers have over semi-auto pistols. Revolvers are much simpler and typically more durable and rugged. They usually have no complicated safety mechanisms and it is nearly impossible for a revolver to jam while firing, unlike a semi-auto pistol. Another benefit is that spent shell casings stay in the cylinder, which is good for folks who like to reload their spent casings and for those who want to minimize the forensic evidence they leave behind.



Semi-automatic pistols are probably the most widely used and carried types of handguns. These handguns operate by using the energy from a fired shot to eject the spent casing on the rearward stroke of the slide and to load a new cartridge from the magazine to the chamber on the forward stroke at which point, the trigger can be pulled and the gun fired again. Semi-auto pistols come in a very wide range of sizes and calibers and most use a removable magazine that slides up into

the handgrip of the gun. Some of the most common and well known semi-auto pistols are the M1911 in .45ACP, the Beretta 92 in 9x19mm which is the current standard issue sidearm for the U.S. Armed Force, the entire line of Glock pistols, especially those chambered in 9x19mm, 40S&W, and .45ACP which are also commonly issued to police and federal agents, and the Ruger Mk.II and Mk.III in .22lr which are excellent target shooting/practice pistols. One of the biggest advantages of semi-auto pistols over revolvers is the ability of many types of pistol magazines to hold double or triple the number of cartridges of a revolver. The ease of reloading by popping an empty magazine out and putting a full one back in rapidly is also worthy of note.



**“NONVIOLENCE  
EMBOLDENS  
THE RACISTS.”**

**I**N JUNE OF 1961, AFTER TWO BLACK BOYS DROWNED WHILE SWIMMING IN A CREEK, THE NAACP CHAPTER OF MONROE, NORTH CAROLINA BEGAN A RENEWED CAMPAIGN TO INTEGRATE THE TOWN'S SWIMMING POOL. After two days of picketing the pool, the Chapter's members began taking their lunch breaks in a picnic area reserved for "White People Only." White folks responded by firing shots over the heads of the picketers, and the chief of police refused to intervene.

# CLEANING YOUR WEAPON

CLEANING YOUR FIREARMS IS ESSENTIAL to keeping them safe and functional. Excessive powder residue and debris buildup can cause jams during firing and could potentially injure the person firing the weapon. (I will say, though, that one urban legend does attest that one can bury the unusually reliable AK underground for half a century, unearth it, and fire it like the day it was made.)

MANY RIFLES COME WITH CLEANING kits when purchased and have space to store said kit in their butt, but cleaning kits with gun lube and powder solvent can also be bought cheaply at most sporting goods stores. Ideally you should clean at least the barrel of your weapon after every use. To do so, insert a clean cloth patch soaked with powder solvent into the end of your cleaning rod, and slide the patch in and out of the barrel. Then replace the patch with the cleaning brush, and swab the barrel again. Repeat this process again with the solvent soaked patch, and then with a clean, dry patch.

THE INSIDE OF YOUR GUN CAN BE CLEANED by fieldstripping the weapon, removing any powder residue with solvent, and then lightly oiling all metal parts to prevent rust. Much like bike chains and gears, using too much lube can actually attract dirt and other debris. Do not let ammunition come in contact with gun oil, as this can cause misfires. Rust can be removed from metal parts by soaking the parts in WD-40 and then reassembling.




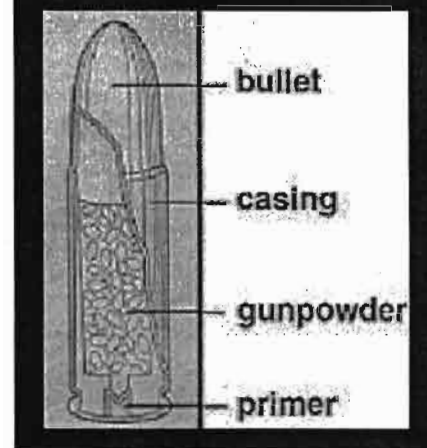
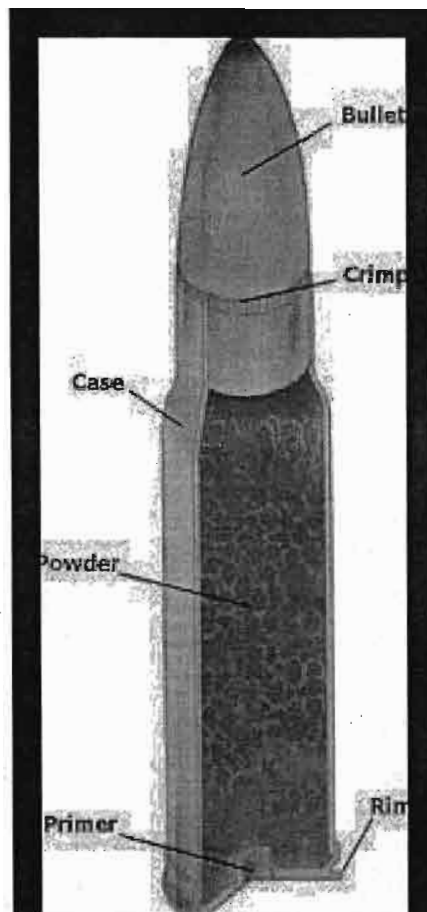
# ON AMMO

Case - usually made of brass and contains the powder charge, the primer and the bullet. Before development of the metallic cartridge, the term was used to mean a roll or case of paper containing powder and shot. Centerfire metallics include all pistol and rifle cartridges that have primers in the center of the base.

Bullet - a single projectile fired from a firearm. Some mistakenly consider the entire round of ammunition to be the bullet, in actuality it is only the tip of the round.

Crimp - the portion of a cartridge case that is bent inward to hold the bullet in place.

Caliber - term denoting size of the round, in length and width (i.e. 7.62x39). It can be measured in millimeters or inches.



STEP 4: Slide the bolt carrier assembly to the rear of the receiver. It will then be aligned with slots cut into the receiver, and you will be able to lift the rear of the carrier upward and remove it by sliding it backwards out of the gas tube (the hole below the rear sight).


STEP 5: Remove the bolt from its carrier by pulling it out while turning.

STEP 6: Raise the lever at the rear of the gas tube to about 90 degrees, and pull out the gas tube.

STEP 7: Remove the cleaning rod from its retaining slot near the muzzle.

# FIELDSTRIPPING THE AK

STEP 1: Remove the magazine by pressing the release forward with your thumb and rotating the magazine down and forward (to the right in the photo).



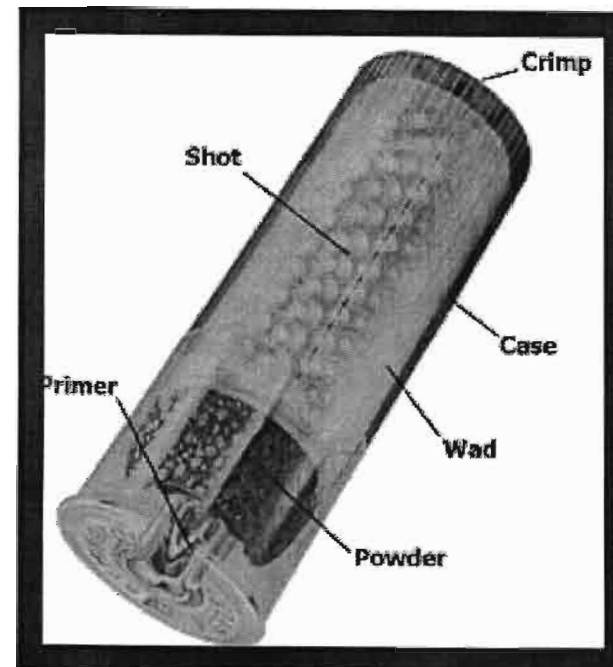
STEP 2: Remove the receiver cover by pressing the button on the rear of the cover (under thumb in picture). Don't pinch your thumb!

STEP 3: Remove the action spring by pushing it a little forward and lifting upwards.

**Powder** - the general term for any chemical compound or mixture used in firearms that burns upon ignition. The gases produced by this rapid combustion propel the bullet down the bore. One major type is black powder, which is a mixture of charcoal, sulfur and saltpeter. It's used in older cartridges. Another major type is smokeless powder, which is principally used in modern ammunition. It's a granular nitrated chemical compound.

**Primer** - the collective term for the chemical primer compound, cup and anvil. When the primer is struck, it ignites the powder charge.

**Rim** - the edge on the base of a cartridge case. It's the part of the case gripped by the extractor to remove it from the chamber. In some cartridges it also prevents the case from entering the chamber.



# “WE ARE DETERMINED NOT TO PAY THE TAX”

BEGINNING IN THE EARLY 1760'S, A LARGE GRASSROOTS REBELLION IN NORTH CAROLINA BEGAN TO GROW OUT OF SEVERE DISCONTENT WITH THE POLICIES OF LOCAL GOVERNMENT AND SHERIFFS IN VARIOUS NORTH CAROLINA COUNTIES. FUELED BY POPULAR ANGER OVER HEAVY TAXES AND EXTORTIONATE FEES IMPOSED BY CORRUPT PUBLIC OFFICIALS, AND CALLING FOR A RADICAL REDISTRIBUTION OF WEALTH, THE REGULATOR MOVEMENT ARGUABLY POSED THE MOST SERIOUS CHALLENGE TO THE INTEGRITY OF COLONIAL GOVERNMENT IN BRITISH NORTH AMERICA BEFORE THE REVOLUTION.

tween 800 and 1000 dollars for an AR-15 at a gun show, and the ammunition is about twice as expensive as well. The AR-15 is also less reliable in bad weather. It is not a coincidence that the AK has been the weapon of choice by insurgents who find themselves in adverse environmental conditions. Compared with the AK used by the Vietcong, the M16 functioned terribly in the jungle conditions of Vietnam.

Primarily for reasons of expense, but also due to simplicity and availability, the authors of this zine have not had the opportunity to shoot an AR-15. We do shoot AK's, and have also shot a few SKS's, and have found the AK to be extremely reliable, easy to learn to use quickly, and accurate. It is also much cheaper to train with 7.62 ammo, which costs about \$4.50 a box and can be shared with folks shooting their SKS or Ruger Mini-30. It should be pointed out that we have also not had experience with the Ruger Mini-14, which was based on the US M1 and has been adopted by many para-military and police forces around the world. Many revolutionaries have written very highly of the accuracy, reliability, and affordability of this rifle. Overall, the AR-15 generally receives more attention, in that there is an infinite amount of parts to be purchased and exchanged, but for your average cash-strapped revolutionary there is no better short to medium-range rifle than the AK.

in 1947, it is estimated that over 50 million variants of the AK have been manufactured throughout the world, more than any other assault rifle. This is not counting the millions of semi-automatic versions made, which in the US are usually called the WASR-10. It is inexpensive to manufacture, fires the cheap 7.62x39 round, is easy to maintain, and its durability is legendary. Like such rifles generally, it was designed for combat within 300 meters. The AK was designed for slightly smaller people than the US infantry rifle. The AK was also originally designed with heavily gloved Arctic soviet soldiers in mind, and is therefore very easy to take apart and has few if any small moving parts. New or used AK-style semi-automatic rifles can be bought throughout the US for a little over 300 dollars (sometimes less). Its Soviet predecessor, the longer SKS, fires the same cartridge and can still be found in large numbers at gun shows for as little as \$125. Unlike the AK, however, the SKS is known to jam during rapid fire and is more difficult to reload quickly.

The Colt M16, and its civilian counterpart the AR-15, is the US military's workhorse. If you see a picture of a US soldier walking around some desert or jungle where they have no reason being, they are probably carrying some variant of this rifle.

The M16 and AR-15 are made of mostly synthetic parts -and shoot the slightly smaller .223 or 5.56 NATO round (depending on whether it is a civilian or military rifle, respectively). This leads to a lighter weapon overall. These rifles contain more small, moving parts, and are more difficult to field strip, though they are very adaptable; nearly every part on an AR-15 can be screwed off and replaced with some fancy new thing that just popped up on e-bay. These rifles are generally considered to be a little less user-friendly, a little more accurate, and a lot more expensive. It is not uncommon to pay be-

Partly catalyzed by class tensions between the colony's British ruling class and overwhelmingly poor majority, and partly brought about by Western Carolinians' desires for autonomy from the predominantly Eastern government, the Regulator rebellion began as a series of minor, violent clashes with tax collectors and sheriffs. At that time taxes were collected by local sheriffs supported by the courts, who had sole control over their local regions. The entire system depended on the integrity of local officials, many of whom engaged in extortion; taxes collected often enriched the tax collectors directly. At times, sheriffs would intentionally remove records of their tax collection in order to further tax citizens. The system was in turn endorsed by the colonial governor, who feared losing the support of the various county officials.

Early conflict with this system mostly took the form of refusals to pay taxes and attacks on sheriffs. In 1764 these actions successfully pushed Governor Arthur Dobbs to issue a proclamation against illegal taxing, though this did little to change tax collectors' behavior. At one point, three Regulators were arrested in Hillsborough for shooting up the home of a legisla-

tor and clerk named Edmund Fanning, and were broken out of jail by an armed mob of 700 men. This action caused the Regulator cause to spread far and wide, and greater amounts of property destruction, riots, and attacks on courts followed. In 1770, for example, 150 men armed with sticks and switches led by the pacifist Quaker and propagandist Herman Husband broke into a court and dragged the judge, lawyer, and a future signer of the Declaration of Independence through the streets. This same mob then returned to Edmund Fanning's home and burned it to the ground. The rebellion had a great deal of popular support; it is estimated that in Orange County 6-7,000 of the county's 8,000 residents were supporters or participants in the Regulator uprising.

The War of Regulation reached a climax in 1771, when an army of 2,000 Regulators were confronted by paid militias led by General Waddell. The Regulator strategy depended primarily on a show of force, and did not expect an immediate armed response from the government. Because of this hesitation, the rebellion was eventually crushed at the Battle of Alamance on May 16th.

A large number of lessons can be drawn from this history. In terms of current gun rights debates, the Regulator rebellion serves as an excellent counter-example to the traditional American assumption that a dissenting individual's right to own weapons runs in parallel rather than in conflict with the existence of a State-supported militia. While the movement ultimately failed in any radical redistribution of wealth, it did result in the prolonged tax relief of tens of thousands of Carolinians. Historians also argue that the Regulators' undermining of British authority precipitated and perhaps catalyzed the broader Revolutionary War, though this revolution included few if any of the poor farmers' more radical goals.

old cartridge to be ejected and a new round to be chambered. Generally, semi-automatic weapons will fire as fast as you can pull the trigger. These are the weapons you will most likely be encountering and using. The US Military teaches the semi-automatic and three-round-burst system as its primary tactic for riflemen and other combat troops. These methods conserve ammunition, and although having an automatic weapon is nice, the semi-automatic can be just as effective and useful as any other military weapon.

## ASSAULT RIFLES AND THE AK-47

In terms of tactical or combat training, it makes sense to train with a regular infantry style rifle, namely some variety of assault rifle capable of rapid, reliable semi-automatic (if not automatic) fire. More or less every military in the world equips its soldiers with some kind of assault rifle as their basic weapon. As already mentioned, in militaries these rifles are usual capable of switching between semi-automatic and automatic fire depending on what the situation calls for. Some



military rifles, like guns modeled after the US' M16, have the third option of "three-round burst," which simply means that holding down the trigger will cause three successive shots to fire and then stop. In the civilian world of the US, it is difficult if not impossible to legally have an automatic rifle, though it is relatively easy to convert some semi-automatics to full auto.

There are many kinds of assault rifles in the world, but the majority are modeled after either the Kalashnikov family of Russia or the M16/AR-15 of the United States. First made



# GUN SAFETY

**M**OST OLDER and antique military rifles are bolt action weapons. They are called bolt action weapons because you must manually eject the spent cartridge by pulling back a lever attached to the firing bolt on the rifle. This also loads your next round, and the bolt must be manually closed before you can fire. A bolt action weapon can be a single shot or magazine fed firearm. These weapons are generally still used for hunting. The long range capabilities of the larger caliber bolt action rifles make them useful sniper weapons, and some hunting rifles like the Remington 700 have become common for police and military use.

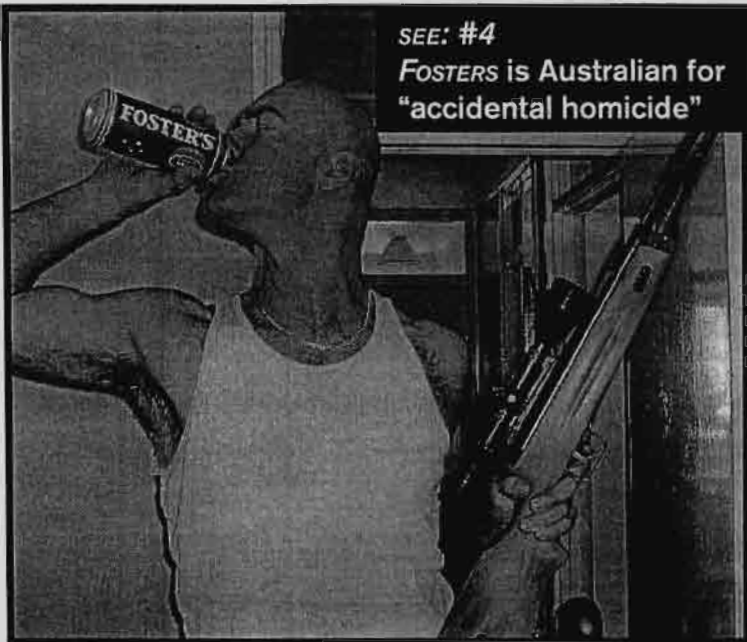
Most modern militaries rely on weapons capable of fully automatic fire. A full auto weapon will fire as many bullets as are held in its magazine as long as the trigger is pressed. Automatic weapons are only legal to possess if you are certified with a Class 3 weapons license. These licenses are hard for known revolutionaries to get and require training and testing to acquire legally. It is possible to convert a non-automatic weapon to fully automatic, but this is illegal and a felony. Many manuals and online tutorials exist to guide you through this extra-legal process. There are also ways to legally achieve a full automatic firing rate without much change to the rifle. The authors have heard about, but have not personally had any experience with these methods.

Semi-automatic weapons are very common weapons that are available to the general public in the United States. The most common semi-automatic weapons are "gas powered," meaning that as the bullet is fired, the air emitted by the bullet leaving the barrel forces the bolt back and allows the

1. ALWAYS keep the gun pointed in a safe direction. This is the primary rule of gun safety. A safe direction means that the gun is pointed so that even if it were to go off it would not cause injury or damage. Don't point a gun at another person even if it is unloaded. A gun pointed at the ground is safer than one pointed in the air; better to shoot your own foot than for the barrel to drop and shoot your friend in the head.
2. ALWAYS keep your finger off the trigger until ready to shoot. When holding a gun, rest your finger on the trigger guard or along the side of the gun. Until you are actually ready to fire, do not touch the trigger.
3. ALWAYS keep the gun unloaded until ready to use. Whenever you pick up a gun, immediately engage the safety device if possible, and, if the gun has a magazine, remove it before opening the action and looking into the chamber(s) which should be clear of ammunition. If you do not know how to open the action or inspect the chamber(s), leave the gun alone and get help from someone who does.
4. NEVER train with firearms while intoxicated in any way. This is just common sense, but is worth making explicit.

SEE: #4

FOSTERS is Australian for  
"accidental homicide"



5. Know the range of your weapon and the kinds of barriers the bullet will penetrate. Some rifles can fire shots that travel over two miles; don't underestimate the range only to end up shooting in an unsafe location. Knowing what kind of barrier a bullet from a certain kind of gun will pierce is worthwhile both for safety and self-defense reasons. The next time you have to hide from some angry dude with an AK, you'll know not to duck behind some dry wall or a wooden palate (cus' they won't help you).

# AN INTRO TO MILITARY STYLE RIFLES AND THE AK